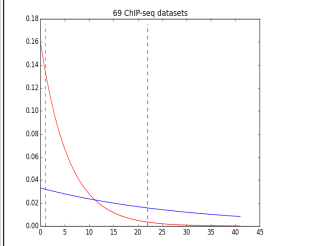

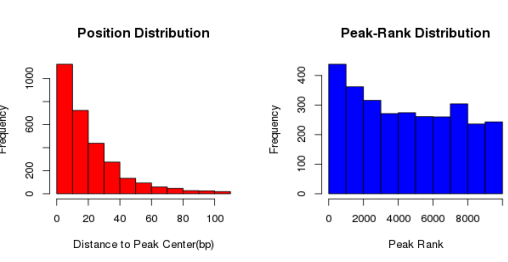


Selected TF: AP1

TFName	AcceptLogOdds	AcceptProb	RejectCapability	AcceptCapability	BestMotifClusterId	CombineAvgScore	PositionBiasZscore	PeakRankBiasZscore	GlobalEnrichmentZscore
AP1	1.57429319091	0.828394775577	0.486	0.271	AP1_12	13.0213607656	14.7218437059	7.63751915189	12.0666544873
cluster: AP1_12	Enrichment Rank: 1.0	 <p>69 CHIP-seq datasets</p> <p>Trained Model for Enrichment Rank</p>		 <p>best motif: AP1_4</p>	 <p>Position Distribution</p> <p>Peak-Rank Distribution</p> <p>Motif Position and Peak-Rank Distribution</p>				