

ENCODE DCC Antibody Validation Document

Date of Submission

Name:

Email:

Lab

Antibody Name:

Target:

Company/
Source:

Catalog Number, database ID, laboratory

Lot Number

Antibody
Description:

Target
Description:

Species Target

Species Host

Validation Method #1

Validation Method #2

Purification
Method

Polyclonal/
Monoclonal

Vendor URL:

Reference (PI/
Publication
Information)

Please complete the following for antibodies to histone modifications:
*if your specifications are not listed in the drop-down box,
please write-in the appropriate information*


Histone Name

AA modified

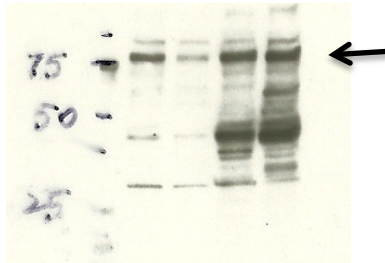
AA Position

Modification

Validation #1
Analysis




Insert Validation Image (click here)



Western Blot analysis of nuclear extracts from K562, GM12878, HeLaS3, HepG2 cells using anti WHIP antibody from Santa Cruz Biotechnologies (ab4731). Expected protein band 72 kD.

Validation #2
Analysis



Insert Validation Image (Click here)