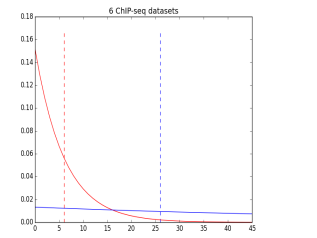

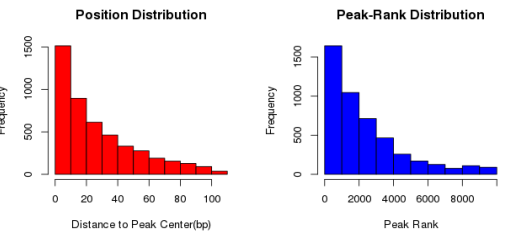


Selected TF: NRF1

TFName	AcceptLogOdds	AcceptProb	RejectCapability	AcceptCapability	BestMotifClusterId	CombineAvgScore	PositionBiasZscore	PeakRankBiasZscore	GlobalEnrichmentZscore
NRF1	2.43703575055	0.919608216391	0.708	0.671	NRF1_118	13.4253623302	13.5920351772	14.9637561882	6.54210849562
cluster: NRF1_118	Enrichment Rank: 1.0	 <p>6 ChIP-seq datasets</p> <p>Trained Model for Enrichment Rank</p>		 <p>best motif: NRF1_2</p>	 <p>Position Distribution</p> <p>Peak-Rank Distribution</p> <p>Motif Position and Peak-Rank Distribution</p>				

Derived from file ENCF459SVS